


Fall Championships *Event Guide*



**2010 Fall Championships
Virginia Beach**

November 6 & 7, 2010

Attention All Coaches!!!

Below are some general rules and information that applies to all coaches, chaperones, and unified partners, for every sport. Please take the time to read the following information.

General Rules:

- I. Athletes and unified partners may not wear jewelry of any kind during competitions.
- II. All athletes must be properly attired in uniforms for the sport in which they are competing. Improperly attired athletes may not compete.
- III. All events will be conducted in accordance with the January 2010 Official Special Olympics Sports Rules. You can access these rules via our website at www.specialolympicsva.org
- IV. All coaches meetings are mandatory.
- V. Preliminary Play is required for all athletes and partners.

Medical and Partner Release Forms:

Coaches must carry a valid medical application and release form for all athletes under their care at all times. In the event that an athlete/partner has to be taken to the hospital, please be sure to take the athlete's release form, medical form and incident report form with you to the hospital.

Protest Policy:

Protests **must** be submitted in writing to the tournament director within 30 minutes following the specific incident by the coach.

A coach wishing to lodge a protest must fulfill the following requirements:

1. The person wishing to protest must be the registered coach of the athlete or team.
2. The coach must have seen the incident.

REMEMBER: Rule interpretations are subject to protest; judgment calls are not.

Schedule of Events

Friday, November 5, 2010 Delegations Arrive As Desired.

Saturday, November 6, 2010

TIME	EVENT	PLACE
12:00 - 4:00 pm	Delegation Registration and Check-in at Hotels <i>(rooms may not be available until 4 pm- keys will be distributed as available).</i>	Holiday Inn Sun Spree, Cavalier, Holiday Inn Oceanside and Comfort Inn
12:45 pm	Golf Levels 3 & 5 Preliminary Competition	Virginia Beach National Golf Course
1:00 - 4:00 pm	Volleyball Team Preliminary Competition (Mandatory)	Tidewater Volleyball Club
1:00 - 4:00 pm	5-A-Side Soccer Preliminary Competition (Mandatory)	Hampton Roads Soccer Complex
1:00 - 4:00 pm	Bocce Preliminary Competition (Mandatory)	Hampton Roads Soccer Complex
1:00 - 4:00 pm	Ind. Soccer Skills Preliminary Competition (Mandatory)	Hampton Roads Soccer Complex
1:00 - 4:00 pm	Soccer and Volleyball Head Coaches Check-in & Coaches questions at respective sites (this will be an individual meeting upon check-in for preliminaries)	At Respective Sites
1:00 pm	Bowling Mandatory Coaches Meeting	Pinboy's at the Beach
2:00 - 4:00 pm	7-A-Side Soccer Preliminary Competition (Mandatory)	Hampton Roads Soccer Complex
2:00 pm	Round 1 Bowling Competition Begins	Pinboy's at the Beach
1:30 pm	Golf Level 2 Round 1	First Tee of Hampton Roads
1:45 pm	Golf Level 1 Round 1	First Tee of Hampton Roads
4:00 pm	Roller Skating Mandatory Coaches Meeting	Holiday Inn Sun Spree – Sky Top Room
5:00 - 7:00 pm	Dinner	At your respective hotel
7:45 - 9:45 pm	Opening Ceremony & Dance	Ocean Lakes High School
9:15 pm	Schedule pick up for Volleyball, Soccer, & Bocce	TBA at the close of opening ceremonies

Sunday, November 7 2010

TIME	EVENT	PLACE
6:00am- 8:00 am	Breakfast	Hotels
7:30 am	Roller Skating Competition Begins	Haygood Skating Center
8:04 am	Level 3 & 5 Golf Tournament (Tee Times)	VA Beach National Golf Club
8:00 am	Volleyball Tournament	Tidewater Volleyball Club
9:00 am	Volleyball Skills Competition	Tidewater Volleyball Club
9:00 am	Bowling Tournament	Pinboy's at the Beach
9:00 am	Soccer Tournament	Hampton Roads Soccer Complex
9:00 am	Level 2 Golf Tournament (Shotgun Start)	First Tee Hampton Roads
9:15 am	Level 1 Golf Competition	First Tee of Hampton Roads
9:30 am	Bocce Competition	Hampton Roads Soccer Complex
10:00 am	Soccer Skills Competition	Hampton Roads Soccer Complex
11:00 am - 1:00 pm	Lunch	Individual Competition Sites



Bowling Information

Competition Director: Dick Crothers



Schedule:

Saturday, Nov 6:

1:00 PM	Coaches Meeting - Pinboy's
1:15 PM	Bowling Team Check in - Pinboy's
1:30 PM – 2:00PM	Bowlers Warm Up - Pinboy's
2:00 PM	Round 1 Bowling Competition Begins - Pinboy's

Sunday, Nov. 7:

8:30 AM	Bowling Teams Report to Lanes - Pinboy's
8:30 – 9:00 AM	Bowlers Warm Up
9:00 AM	Final Round Bowling Competition Begins

Rules:

- Competition will follow USBC rules unless superseded by Special Olympics Inc. rules.
- No flash photography during competition.
- The team players must be the same players for all rounds of the competition. At no time can you switch athletes or partners once the competition has begun on Saturday, November 7th.
- The format will be as follows:
 - Saturday: Round 1 Competition: 2 games will be played
 - Sunday: Final Round Competition: 3 games will be played
- *All 5 rounds of competition will count towards the final overall score; this will be a cumulative score based on the 5 games played over the two days.
- Both days of competition are mandatory, if an entire team (which consists of 4 people) fails to show for Saturday's competition the following procedure will be followed; they will be allowed to bowl on Sunday for participation ribbons only.
- If a team fails to have the required 4 people to form the "4-man" team on either Saturday or Sunday, the following format will be followed; every person missing will post a score of zero for every frame/game missed. If a team is missing more than 1 person your entire team would be considered failing to show and they would receive a participation ribbon.
- Foul lights will be used and bowlers will be scored accordingly.
- Athletes will alternate lanes after each frame. Ramp bowlers may use only one lane at the discretion of the tournament director.
- **Ramp bowlers must bring their own ramps. Ramps will not be provided.**
- Coaches are asked to help prepare their bowlers for the tournament (e.g. shoes, balls, and ramps). When practice begins, no coaches or chaperones are allowed in the settee area. Coaches may direct their athletes from the first row of seats only.
- A bowling coach or partner from each Area with a ramp bowler will be required to be the athlete's bowling assistant. The assistant is required to assist the athlete in setting up the ramp on the lane before each roll of the ball.
- The bowling assistant may not sight the ramp or give forward impetus to the athlete's ball. An infraction results in a foul throw and scores 0 pins. Repeated infractions will result in disqualification of the athlete.
- Bowling balls and shoes will be available on a first come first serve basis. Balls are located around the lanes. Shoes are available at no cost and all bowlers **must** wear bowling shoes.
- Bowlers who want snacks or a drink must get them prior to entering the settee area and put them in the appropriate place.
- All bowlers should conduct themselves according to the following code of conduct:
 - Bowlers must sit in the settee (horseshoe) area.
 - Bowlers should not bowl when a bowler on either side of them is bowling.
 - Bowlers should not leave the horseshoe area except for an emergency (e.g. restroom or medical assistance) Food and drinks are not emergencies.)
 - Bowlers must bowl with their own balls.
 - Bowlers must refrain from yelling, running or other behavior that could be distracting to other bowlers.
 - Bowlers who cannot conduct themselves properly and are disruptive to other bowlers will be eliminated from the competition.

Directions to Bowling

Pinboy's at the Beach
1577 Laskin Road ♦ Virginia Beach, VA 23451
(757) 428-5897

From the Sunspree and Cavalier and Comfort Inn:

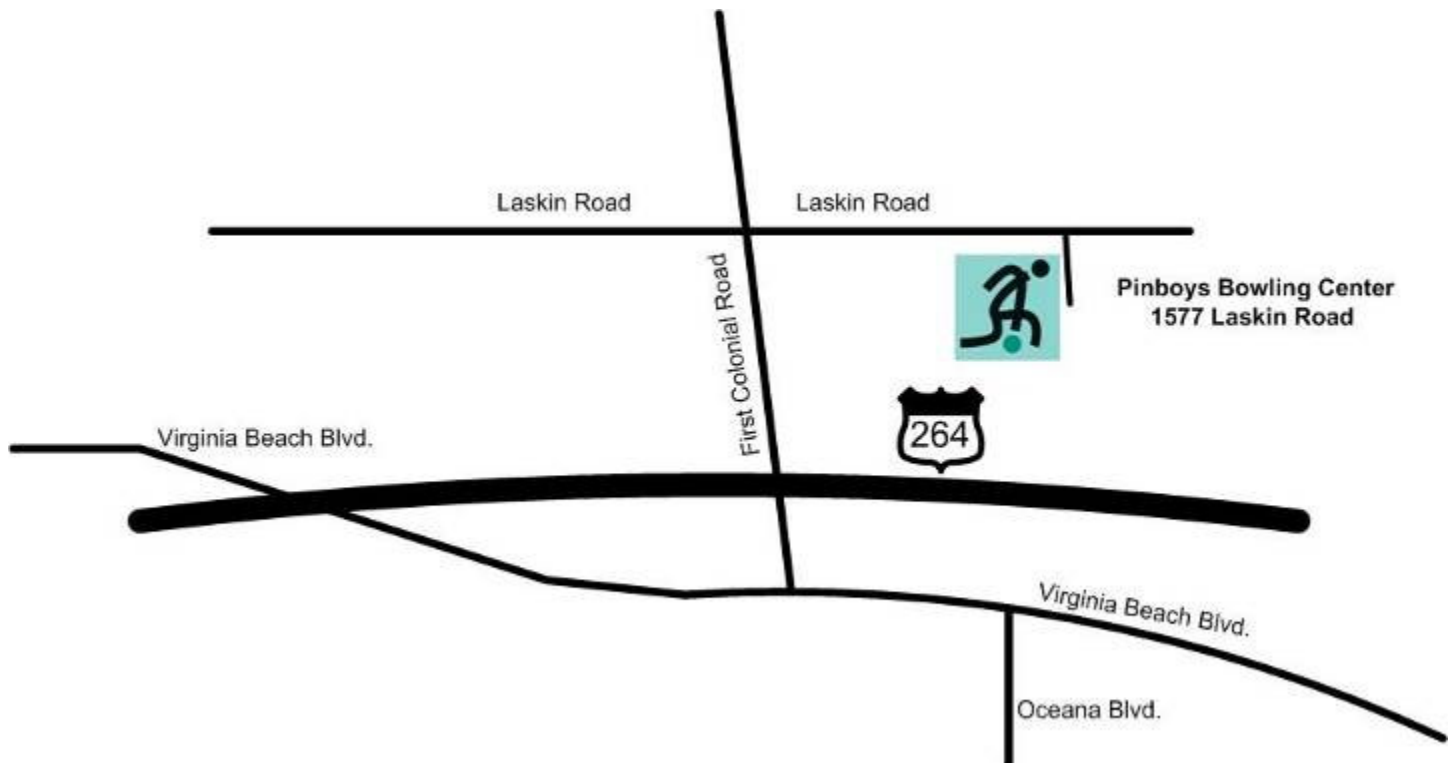
Exit the hotel and travel south on ATLANTIC AVE. to LASKIN RD. Turn Right. Travel approximately 2 miles to Hilltop North. (Look for Pinboy's on your left and Taylor's Do It Center on your left at light.) Make a left U-Turn at the light onto the frontage road. Pinboy's will be on your right. The parking lot is in the back.

From the Oceanside :

Exit the hotel and travel north on ATLANTIC AVE. to LASKIN RD. Turn Left. Travel approximately 2 miles to Hilltop North. (Look for Pinboy's on your left and Taylor's Do It Center on your left at light.) Make a left U-Turn at the light onto the frontage road. Pinboy's will be on your right. The parking lot is in the back.

From I-64:

Take I-64 to Exit 284 to I-264. Take Exit 21-B FIRST COLONIAL. At the second light, turn right on LASKIN ROAD. Look for Taylor's Do It Center on your Right. Make an immediate right onto the frontage road. Pinboy's will be on your right. The parking lot is in the back.





Golf Information

Level 1 & 2

First Tee of Hampton Roads



Technical Directors:
John Cochrane

Levels of Play:
Level 1: Individual Skills
Level 2: 9-Hole Alternate Shot Play

Schedule:

Saturday, November 6

12:30 PM Level 1 & 2 Athletes Check In
12:30 PM Coaches/Unified Partners Briefing
12:45 PM Level 1 & 2 Athletes Open Range
1:15 PM Range Closes
1:30 PM Round 1 - Level 2 Competition
1:45 PM Round 1 - Level 1 Competition
3:15 PM Level 1 & 2 Coaches Meeting @ 1st Tee

Sunday, November 7

8:15 AM Level 1 & 2 Athletes Check In
8:15 AM Range Open
8:45 AM Range Closes
9:00 AM Final Round Level 2 Competition Begins
9:15 AM Final Round Level 1 Competition Begins

Tournament Guidelines:

Pace of Play will be strictly monitored and enforced during the tournament, if you are caught breaking the following two tournament rules, the result will be an automatic disqualification from the tournament and a participation ribbon will be awarded.

- There is a 10 stroke maximum. After a player has taken 10 strokes, you must pick up and move to the next hole.
- 5 minute lost ball rule. If a ball is lost the athlete/partner has 5 minutes to locate the ball.

Alternate Shot Play (Level 2): Either the partner or player may tee off of the first hole, from that point forward you should alternate who tees off on each hole after that.

Levels 2 will not be provided or allowed to bring caddies. Level 2 will have volunteers to carry the bags, but those volunteers are not required to fulfill the duties of a caddie.

All players are required to walk the course. Medical Exemptions for the Level 2 players will not have an option to ride in a cart because the course does not have carts.

All partners and athletes should dress in proper golf attire (golf shirt, long pants or mid-thigh length shorts, sweat shirt, jacket or pull-over). Please avoid wearing cut off shorts or t-shirts if possible. Golf shoes or athletic shoes should be worn. No jeans are allowed.

Level 2 (9-Hole Play)

You will have two rounds of competition. One round on Saturday and one round on Sunday. The total score (cumulative) from both rounds will count and determine placement.

Saturday & Sunday's rounds for the Level 2 competitors will be held at The First Tee of Hampton Roads. The tournament will be a shotgun start on all 9 holes.

Saturday's Shotgun will start at 1:30 PM

Sunday's Shotgun will start at 9:00 AM

All level 2 players will be required to play 9 holes within 2 1/2 hours.

Level 1

You will have two rounds of competition. One round on Saturday and one round on Sunday. The total score (cumulative) from both rounds will count and determine placement.

We will compete the bunker shot in this tournament and it will count for the total score.

Saturday & Sunday's rounds for the Level 1 competitors will be held at The First Tee of Hampton Roads. The tournament will be a shotgun start on all the skills stations.

Saturday's Shotgun will start at 1:45 PM

Sunday's Shotgun will start at 9:15 AM



Golf Information

Level 3 & 5

VA Beach National



Technical Directors: VA Beach National Staff

Levels of Play:

Level 3: 18-Hole Alternate Shot Play

Level 5: 18-Hole Individual Play

Saturday, Nov. 6:

11:45 AM Level 3 & 5 Athletes Check-In
11:30 am - 12:15 PM Level 3 & 5 Range Open
12:45 PM Level 3 & 5 Competition Begins (Tee Times)

(Tee Times are subject to change slightly, so all players should be ready to play at 12:15 PM, your final tee time will be assigned when you check in at 11:45AM.)

Sunday, Nov. 7:

7:00 AM Level 3 & 5 Athletes Check-In
7:00 - 7:45 AM Level 3 & 5 Range Open
8:04 AM Level 3 & 5 Competition Begins (Tee Times - Back nine)

(Tee Times are subject to change slightly, so all players should be ready to play at 8:04 AM, your final tee time will be assigned when you check in at 7:00 AM.)

Tournament Guidelines:

Pace of Play will be strictly monitored and enforced during the tournament, if you are caught breaking the following two tournament rules, the result will be an automatic disqualification from the tournament and a participation ribbon will be awarded.

- There is a double par maximum. After a player has reached double par, you must pick up and move to the next hole.
- 5 minute lost ball rule. If a ball is lost the athlete/partner has 5 minutes to locate the ball.

Alternate Shot Play (Level 3): Either the partner or player may tee off of the first hole, from that point forward you should alternate who tees off on each hole after that.

Level 3 will not be provided or allowed to bring caddies.

All players will be riding carts during play this year. If a cart is needed for medical reasons for caddies, athletes, or unified partners you must have submitted the cart request when the registration materials were turned in.

All partners and athletes should dress in proper golf attire. Please avoid wearing cut off shorts or t-shirts if possible. Golf shoes or athletic shoes should be worn. No jeans are allowed.

Level 3 & 5 (27-Hole Play)

You will have two rounds of competition. One round on Saturday (18 Holes) and one round on Sunday(9 Holes). The total score (cumulative) from both rounds will count and determine placement.

Saturday & Sunday's rounds will be held at VA Beach National Golf Course.

Saturday's Tee Times will start at approximately 12:30 PM

Sunday's Tee Times will start at approximately 8:00 AM (Players will be playing the back nine.)

All level 3 & 5 players will be required to play 18 holes within 4 1/2 hours.

All players will play from the forward tees during all rounds of play.

Directions to Golf

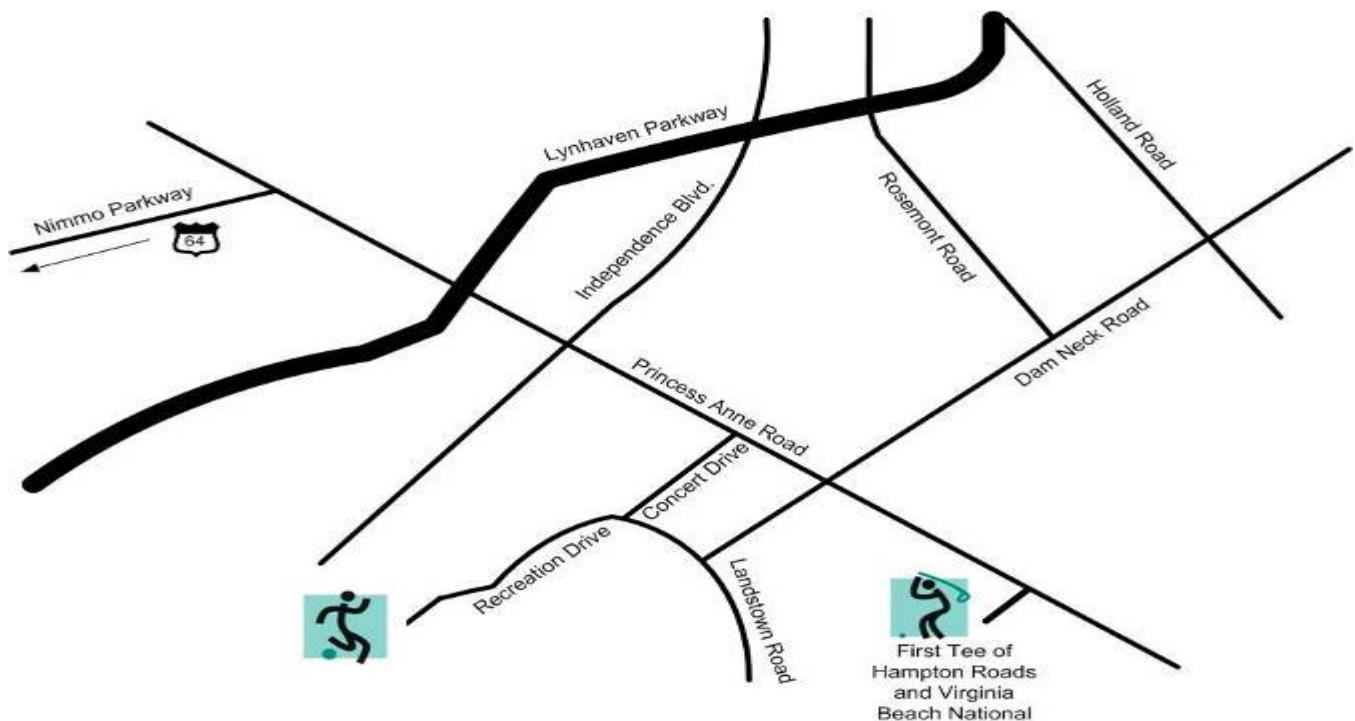
First Tee Hampton Roads/ VA Beach National
2400 Tournament Drive ♦ Virginia Beach, VA 23456
(757) 563-8990

From the Sunspree and Cavalier:

Exiting the hotel, head South on ATLANTIC AVE. to 22nd St. Turn Right onto 22nd St. (22nd St. becomes I-264 West) Continue on I-264 West to Exit 19 LYNNHAVEN PARKWAY South and follow approximately 3 miles to HOLLAND RD. Turn Left onto Holland Road and follow approx. 1.1 miles to DAM NECK ROAD. Turn Right onto Dam Neck Road and continue approx. 1 mile to PRINCESS ANNE ROAD. Turn Left onto Princess Anne Road and go approx. 1 mile. Turn Right at TPC COURSE sign onto Tournament Drive. The course is on your right.

From the Oceanside and Comfort Inn:

Head North on Atlantic Avenue to 22nd Street and follow above directions once on 22nd.





Roller Skating Information

Competition Director: Anne Lee



Events to Compete:

Speed:

30 M Straight, 30 M Slalom, 100 M Race,
300 M Race, 500 M Race, 2X100M Relay

Schedule:

Saturday, Nov. 6:

4:00 pm – Mandatory Coaches Meeting, Holiday Inn Sunspree Sky Top Room

Sunday, Nov. 7:

7:00 am - Athletes Check In

7:30 am – Competitions Begins

Sunday order of Events

- | | |
|---------------|-----------------|
| 1. 300M Race | 4. 500M Race |
| 2. 30M Slalom | 5. 30M Straight |
| 3. 100M Race | 6. 2X100M Relay |

Rules:

- Coaches are restricted from entering the check-in and competition areas.

SPEED EVENTS:

- There will be no physical assistance given in any races.
- All athletes **must** wear helmets. Helmets are the responsibility of the coach or athlete. Helmets will **not** be provided. Hard shell bicycling helmets are recommended. Hockey helmets are acceptable.
- Uniforms should consist of a short-sleeve jersey or T-shirt with spandex (biker) shorts or gym shorts. Sweat pants are acceptable.
- Race numbers will be distributed on Saturday at the coaches meeting. They are to be worn on the back of the jersey.

RELAY EVENTS:

- Relay numbers will be issued to relay teams. These numbers will be placed on the left hip of each skater.
- All relay teams **must** match in uniform (e.g. if one team member wears sweats, both team members must wear sweats).
- The relays will use a **tag** system. No pushes are allowed and may result in disqualification. Relay tags must be made between pylon #4 and pylon #1. There will be **no** assistance given to the skater coming out of the relay box in the center of the floor to receive the tag.
- A bell will be used to signal that the lead skater has entered the final lap of a race.

NO OUTSIDE FOOD IS ALLOWED IN THE FACILITY.

Directions to Roller Skating

Haygood Skating Center
1036 Ferry Plantation Road ♦ Virginia Beach, VA 23455
(757) 460-1138

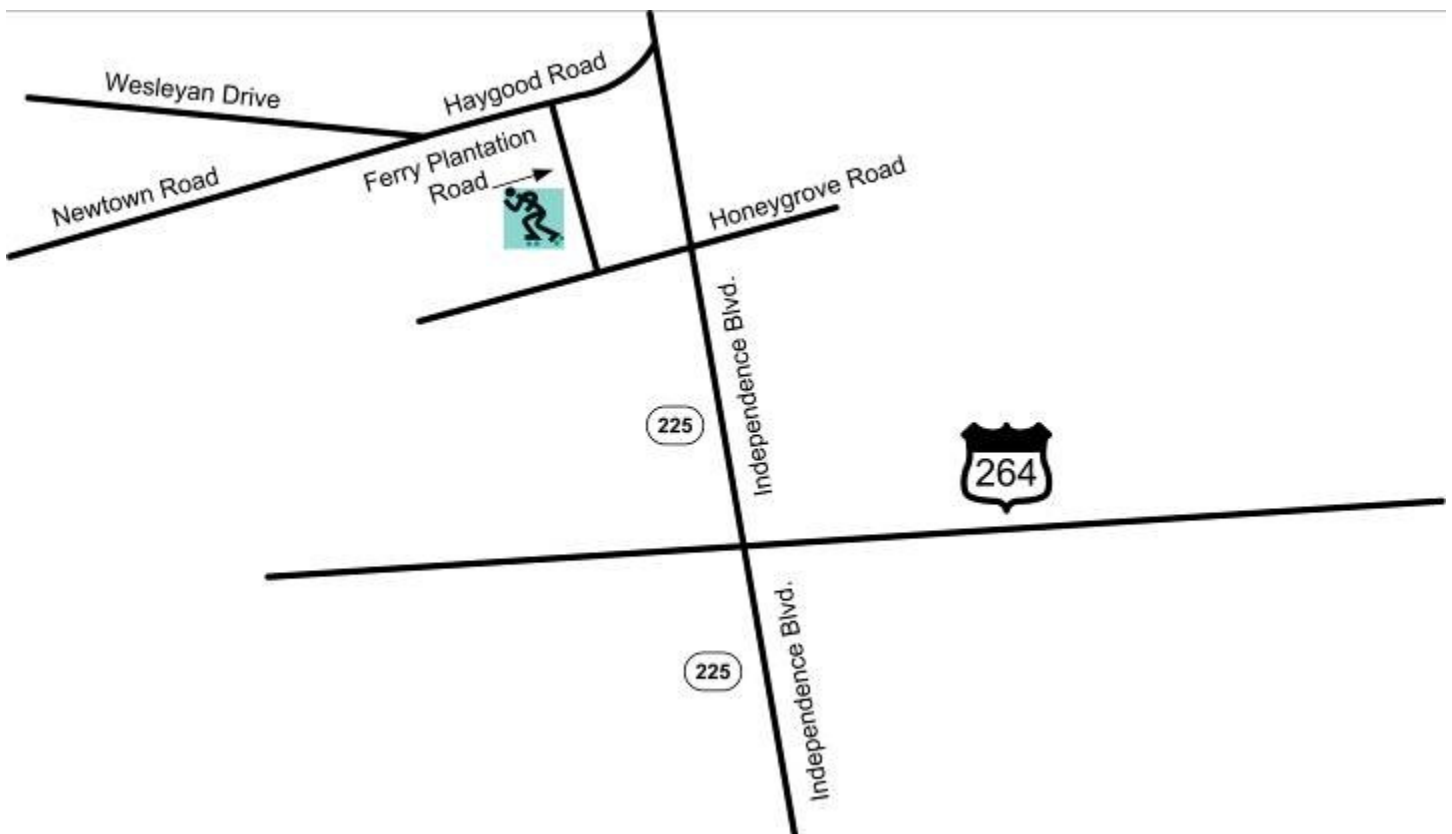
From the Sunspree and Cavalier and Comfort Inn:

Exiting the hotel, go South on ATLANTIC AVE and turn Right on US-58 for 3.6 miles. Then follow below directions

From the Oceanside:

Exiting the hotel, go North on ATLANTIC AVE and turn Left on US-58 for 3.6 miles. Then follow below directions

Take the I-264 West ramp to Norfolk for 5.3 miles and then take the INDEPENDENCE BLVD. exit 17-B to Pembroke Area. Bear Right at South Independence Blvd. and continue until turning Left onto HONEYGROVE ROAD. Turn Right on FERRY PLANTATION ROAD and the Skating Center is .1 mile down the road.





Soccer Information

Tournament Director: Sandy Paterson

Chief Official: George Ludden

Skills Director: Sid Wesseldine



Levels of Play:

Individual Skills, 5-a-Side, 7-a-Side

Tournament Play:

- We highly encourage all players to bring water bottles to fill up with water and have on the sidelines.
- Preliminary competition will begin at 1:00 p.m. on Saturday. For the preliminaries, we ask that all teams play their top five or seven players first so that we can division them appropriately.
- Round 1 play of the soccer team competition begins at 1:00 PM on Saturday for 5-A-Side Soccer Teams and 2:00 PM on Saturday for 7-A-Side Soccer Teams. These rounds are **MANDATORY** and failure of your team to appear will result in receiving a participation ribbon only. You must be able to field a team on the playing field during all rounds of competition; if you will be missing any players for any rounds you must inform the Competition Director and Divisioning team prior to the start of any play. Failure to do this will result in a participation ribbon.
- Visible undergarments worn beneath the uniform shirt (i.e. turtleneck, long sleeve T-shirt) must be the same color as the jersey. Compression shorts (bicycle shorts) are acceptable under the uniform pants if they are the same color as the pants.
- Soccer uniforms **must have numbers** on the back of the jersey and **shin guards are required**.
- In case of cold weather (especially prevalent in the morning), coaches are urged to have players wear sweats or warm-ups over their uniforms during warm-ups. Sweats must be taken off, however, at game time so that players are in uniform on the field of play. Do not wear warm-ups under uniforms.
- The goalkeeper **MUST** wear a color that distinguishes him/her from the other players and from the referee.
- Coaches are **required** to stay off the field during the competition regardless of the ability level or age of the team. Teams must be able to function without coaches on the field.
- The tournament format and tie breaker will be as follows:
 - Two-team bracket: Teams will play two games. If both teams are 1-1 the second game will be followed by a five-minute break and a sudden death overtime period. The overtime will last no longer than ten minutes. If no one scores during the overtime, the bracket will then be decided by penalty kicks.
 - Three-team bracket: Teams will play a round robin format. If all teams finish 1-1 placement will be determined by point differential recorded in the round robin.
 - Four, Five, Six-team brackets: First round, semifinals, and finals with consolation games.
- **Athletes who have Down Syndrome and a positive X-ray or no X-ray on file for Atlantoaxial Instability are prohibited from participating in Soccer 5-a-side games and 7-a-side in accordance with the 2010 Official Special Olympics Summer Sports Rules.**

Individual Skills Play:

- Athletes entered into individual skills competitions **MUST** have scores and a total for all individual skills components, even if the score is zero. They will be placed in divisions based on age, gender, and total scores. All 3 rounds of play will make up the cumulative score and will count for the overall total.
- Individual Soccer Skills will have multiple rounds of competition. You will be expected to participate in all 3 rounds. Round 1 will be run on Saturday, and the final 2 rounds will be on Sunday. The final score will be cumulative of all 3 rounds.

Soccer Information Continued

Schedule:

Saturday, November 6

1:00 PM – 4:00 PM

Round 1 5-A-Side Soccer Team Competition

1:00 PM – 4:00 PM

Round 1 Soccer Skills Competition

2:00 PM - 4:00 PM

Round 1 7-A-Side Soccer Team Competition

9:15 PM

Final Schedule Pick up for Team Competition

The coaches meetings will be held on Saturday upon your arrival to preliminary competition. You should check in at the registration table with the competition director. At that time you will verify your roster. (No additions to the roster will be accepted, only scratches and alternates moved into roster positions.) This will be done by individual teams; the meeting will not consist of all coaches.

Sunday, November 7

9:00 AM

Final Soccer Team Competition Begins

10:00 AM

Final Soccer Skills Competition Begins (2 Rounds)

Due to the amount of teams that attend the soccer tournament. We reserve the right to run 8:00AM soccer games on Sunday if necessary.



Special Olympics
Virginia

Bocce Information



Special Olympics
Virginia

Competition Director:

Linda Donald & Debbie Ryder

Head Official:

Charlotte Webb Smith

The format for the event will be a 2 day format. It will consist of mandatory preliminaries on Saturday, with the final round of competition on Sunday. There will be singles and doubles competition offered at the event.

Schedule:

Saturday, Nov. 6:

12:30 pm - Athlete Check-in & Coaches Meeting - Hampton Roads Soccer Complex

1:00 pm - 4:00 pm - Preliminary Competition - HRSC

9:15 pm - Schedule Pick up - Cox High School

Sunday, Nov 7:

9:00 am - Athletes Check-In

9:30 am - Bocce Competition Begins

Awards will be immediately following the competition.

Things to Remember

No coaching from the sidelines. That includes team coaches and spectators.

Ramps are not allowed at this competition and are not a part of the SOI rules for Bocce.

In singles or doubles team play, discussion with any athlete is prohibited once the athlete steps onto the court.

of Balls Played: A frame will consist of 4 balls

Singles = 4 balls per person

Doubles = 2 balls per person

Total Points: A total of 12 points is required for either singles or doubles players to win.

Points Awarded: When all of the balls have been played in a frame, the singles or doubles team will be awarded points based on the amount of balls closer to the pallina than the opponent's ball. In the event that the two balls closest to the pallina belong to opposing teams and are tied, no points will be awarded. The pallina returns to the team which last delivered it and play resumes from the end of the court from which the frame was last played.

Athlete Location on the Court: All players should be on the same side of the court during a frame. Once the frame has ended all players should move to the opposite end of the court to begin the next frame. (Unless no points were awarded due to a tie. If that occurs, the pallina returns to the team which last delivered it and play resumes from the end of the court from which the frame was last played.)

Time Limit: There is a 30 minute time limit to each game. If a game has reached the 30 minute time limit, the player or team with the highest score will be declared the winner.

Ties in Awarding Correct Placement: After playing two games there is a tie in the games won, the points awarded in both games will be combined to determine the proper awards placement.

Directions to Soccer & Bocce

Hampton Roads Soccer Complex
2276 Recreation Drive ♦ Virginia Beach, VA 23456
(757) 368-4600

From the Sunspree and Cavalier and Comfort Inn:

Exiting the hotel, head South on ATLANTIC AVE. to 22nd St. Turn Right onto 22nd St., which becomes I-264 West. The follow below directions

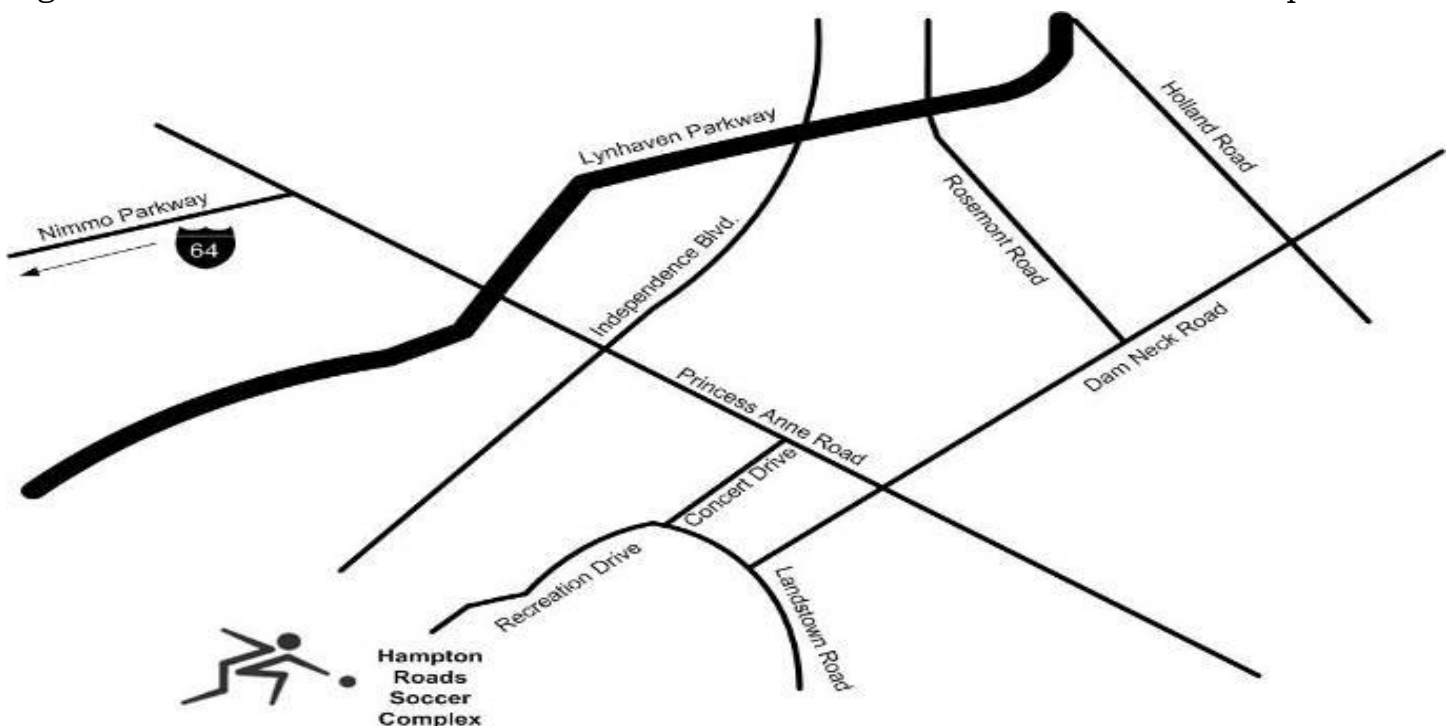
From the Oceanside :


Exiting the hotel, head North on ATLANTIC AVE. to 22nd St. Turn Left onto 22nd St., which becomes I-264 West. Then follow below directions

Continue on I-264 West to Exit 19 LYNNHAVEN PARKWAY South and follow approx. 3 miles to HOLLAND RD. Turn Left onto Holland Rd and follow approx. 1.1 miles to DAM NECK ROAD. Take a Right on Dam Neck Road and continue for approx. 1.1 miles, turn Right on Princess Anne Road, and then turn Left onto CONCERT DR. Follow to the stop sign. Take a right onto RECREATION DR. Follow to end of the road. Park in either lot. The Special Olympics fields are the first fields to the far right.

From I-64:

Take I-64 East to Exit 286-B INDIAN RIVER ROAD EAST. (Hint: Follow Signs for VA Beach Amphitheater.) Take Indian River Road for approx. 1.4 miles (passing Kempsville Rd) and then bear Left onto FERRELL PARKWAY. Ferrell Parkway will run for approx. 2.8 miles and then merge into PRINCESS ANNE ROAD. Remain on Princess Anne Road for approx. 2 miles to CONCERT DR. Turn right onto CONCERT DR. Follow to the stop sign. Take a right onto RECREATION DR. Follow to end of the road. Park in either lot. The Special





Volleyball Information

Competition Directors:

Carrie & Jason Schymanski - Team Competition

George Dyson - Skills Competition

Chief Official - Bob Kyle



Events to Compete:

Individual Skills, Team Play

Schedule:

Saturday, November 6

1:00 PM	Mandatory Coaches Meeting for Round 1 Divisioning group
1:00 PM	Preliminary Play Volleyball Team Competition
2:00 PM	Mandatory Coaches Meeting for Round 2 Divisioning group
9:15 PM	Final Schedule Pick up for Team Competition

Sunday, November 7

9:00 AM	Round 1 Volleyball Skills Competition Begins
8:00 AM	Final Volleyball Team Competition Begins
11:00 AM	Round 2 Volleyball Skills Competition Begins
12:00 PM	All-Star Volleyball Game

The coaches meetings will be held on Saturday upon your arrival to preliminary competition. You should check in at the registration table with the competition director. At that time you will verify your roster. (No additions to the roster will be accepted, only scratches and alternates moved into roster positions.) This will be done by individual teams; the meeting will not consist of all coaches.

Tournament Play:

- During preliminaries, all teams are required to play their top six players first.
- Volleyball uniforms **MUST** have numbers on the front and back of the jersey.
- Only coaches and athletes are allowed in the bench areas.
- The Tournament format and tie breakers will be as follows:
 - * Two-team bracket: Teams will play a one-match final (3 of 5 games).
 - * Three-team bracket: Teams will play a round robin (all matches will be 2 of 3 games). If all teams finish 1-1 the bracket will be decided by the total number of points scored against each team. The lowest points scored will be awarded the first place.
 - * Four, five, six-team brackets: First round, semifinals, and finals with consolation games. All matches will be 2 of 3 games.
- Round 1 play of the volleyball team competition begins at 1:00 PM on Saturday. These rounds are **MANDATORY** and failure of your team to appear will result in receiving a participation ribbon only. You must be able to field a team on the playing field during all rounds of competition; if you will be missing any players for any rounds you must inform the Competition Director and Divisioning team prior to the start of any play. Failure to do this will result in a participation ribbon.
- **Libero Player** – This is a defensive specialist who enters the game and only plays the back row. When the libero player would rotate to the front row, he/she must come out of the game and the player that the libero replaced re-enters the game. The libero player must sit out one rotation and then may reenter anywhere in the back row. Libero players cannot serve, block or attack. Libero players wear a different color jersey than their teammates.
- **Rally Scoring** – Each play results in a point for one of the teams. For example, if Team A serves into the net, Team B gets a point as well as the next serve. If Team A serves the ball over the net, Team B returns the ball over the net and the ball lands in bounds, Team B gets a point as well as the next serve.
- Each game is played to 25 points. Teams must win by 2 points. A match is won by the team that wins the best of three out of five games. Game 5, if necessary, is played to 15 points.
- **Serving** – A ball that touches the net and continues over the net is still in play.

Individual Skills Play:

- Coaches are restricted from entering the clerking and competition areas for skills athletes.

Directions to Volleyball

Tidewater Volleyball Club
2644 Dean Drive ♦ Virginia Beach, VA 23452
(757) 498-5052

From the Sunspree and Cavalier and Comfort Inn:

Turn Right onto 22nd Street, which becomes I-264. Then follow below directions.

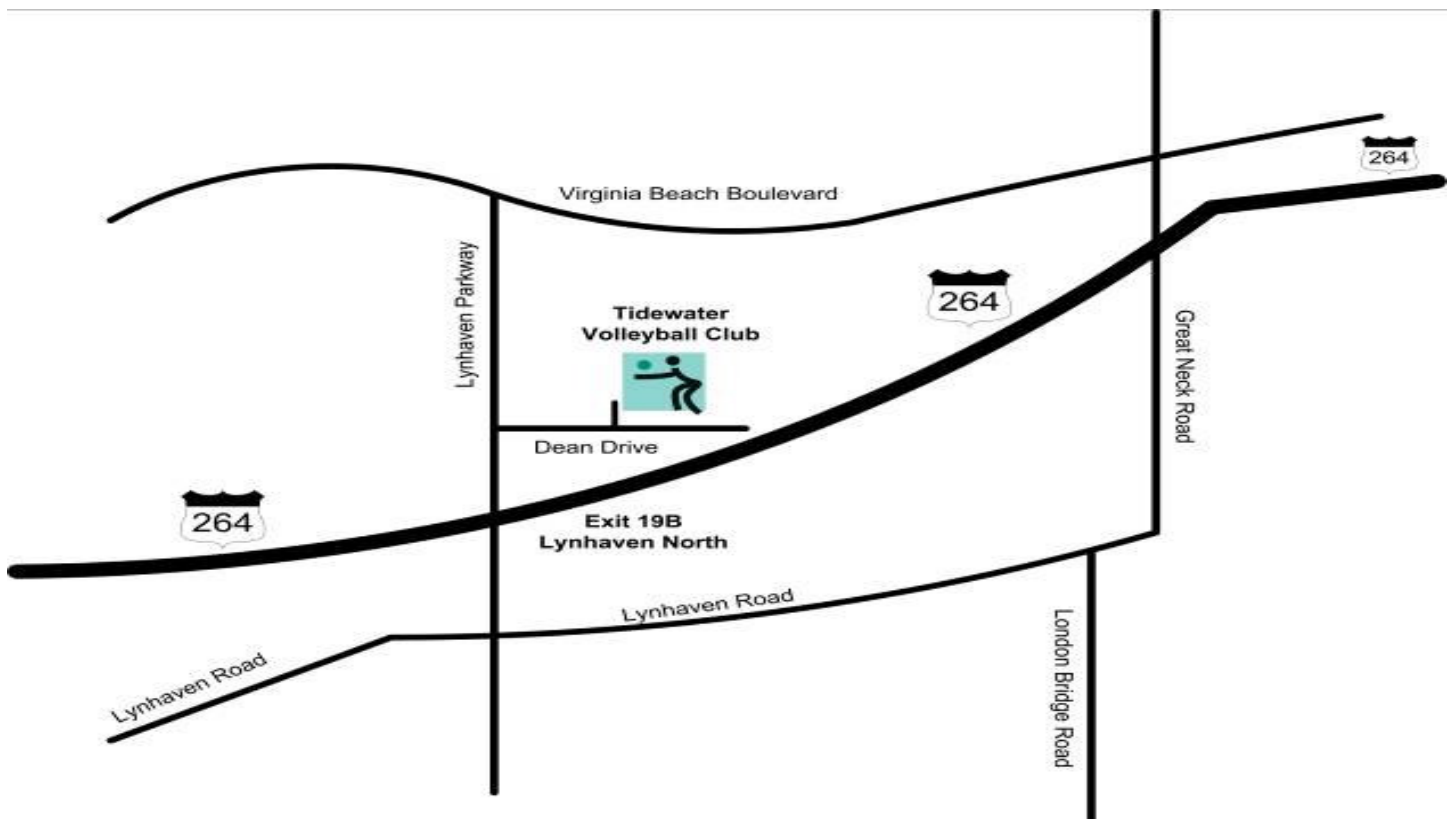
From the Oceanside :


Turn Left onto 22nd Street, which becomes I-264. Then follow below directions.

Take Exit 19-B LYNNHAVEN NORTH. Turn Right at the light at the end of the ramp. Turn Right at the first street onto DEAN DRIVE (at the 7-Eleven). Go 1/4 mile and Tidewater Volleyball Club is on the left.

From I-64:

Take I-64 East to Exit 284 to I-264. Take Exit 19-B LYNNHAVEN NORTH. Turn Right at the first street onto DEAN DRIVE (at the 7-Eleven). Go 1/4 mile and Tidewater Volleyball Club is on the left.





Opening Ceremony and Dance

Theme: Western

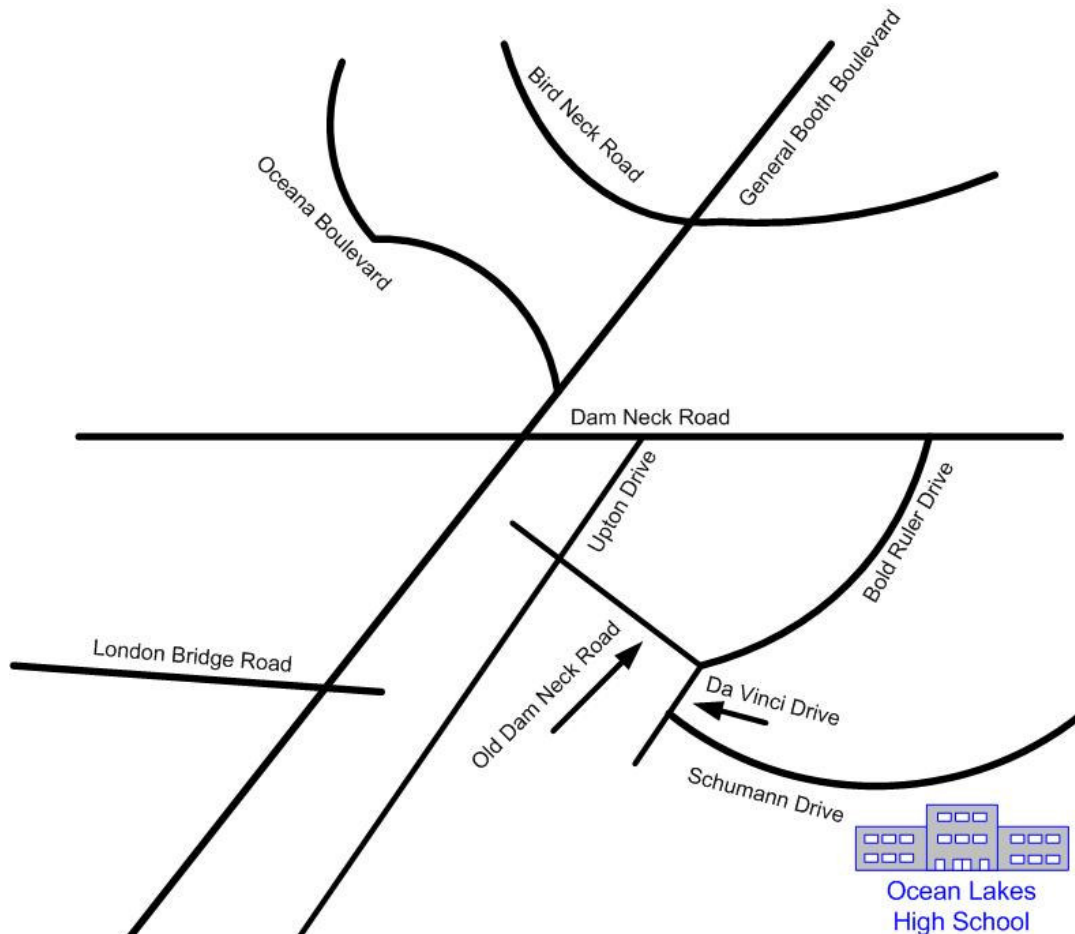
7:45 p.m.—9:45 p.m.

**Ocean Lakes High School
885 Schumann Dr. 23454**

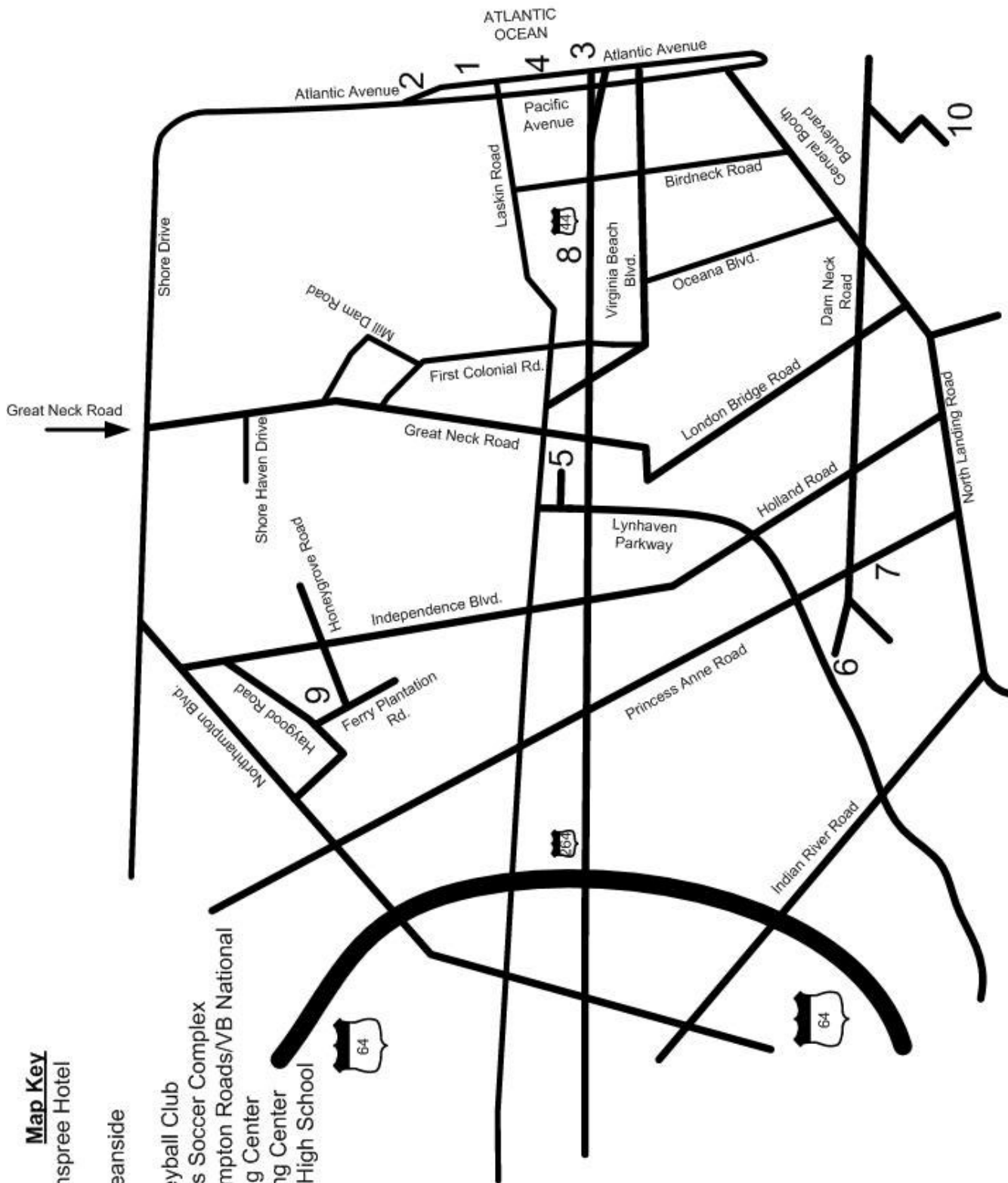
Join us at the Opening Ceremony and Dance as everyone involved with the 2010 Special Olympics Virginia Fall Championships gathers to celebrate and officially open the Games!

From the Hotels:

Travel South on Atlantic Avenue. Continue onto Pacific Avenue. Pacific Avenue will turn into General Booth Boulevard. Turn left onto Dam Neck Road and go approximately 0.4 Miles. Turn right onto Upton Road for approximately 0.2 Miles. Turn left onto Old Dam Neck Road for approximately 0.7. Take the third right onto Da Vinci Drive. Take the first left onto Schumann Drive. Ocean Lakes High School will be on your right. Ocean Lakes High School is 8 miles from the hotels and will take you approximately 20 minutes.



Overall Map



Map Key

1. Holiday Inn Sunspree Hotel
2. Cavalier Hotel
3. Holiday Inn Oceanside
4. Comfort Inn
5. Tidewater Volleyball Club
6. Hampton Roads Soccer Complex
7. First Tee of Hampton Roads/VB National
8. Pinboys Bowling Center
9. Haygood Skating Center
10. Ocean Lakes High School

Hospital Addresses for Virginia Beach

1. Sentara Virginia Beach General Hospital
1600 First Colonial Rd.
Virginia Beach, Va 23454
(757) 395-8000

This hospital is closest to the hotels, Bowling and Volleyball

2. Sentara Princess Anne Hospital
1975 Glenn Mitchell Dr.
Virginia Beach, Va. 23456
(757) 507-0000

This hospital is closest to Soccer, Bocce and Golf.

3. Sentara Bayside Hospital
800 Independence Blvd
Virginia Beach, Va. 23455

This hospital is closest to Rollerskating.

